




Owls Remote Learning Grid







The children in school will be following this timetable:

	Zooms	Lesson 1	Lesson 2	Lesson 3
Monday	11am	Literacy	Maths	R.E
Tuesday		Literacy	Maths	P.E
Wednesday	11am	Literacy	Maths	Science
Thursday		Literacy	Maths	Geography
Friday	11am	Literacy	Maths	Art/Music

Click on the [blue text](#) to access linked websites

W/C 25th January 2021

Maths	<p>White Rose Maths: <u>Multiplication and Division</u> TUTORIAL VIDEOS</p> <p>Year 3: COMPLETE WORK BOOK https://whiterosemaths.com/homelearning/year-3/spring-week-3-number-multiplication-division/</p> <ul style="list-style-type: none"> • Division with remainders ACTIVITY • Dividing 2 digits by 1 digit (3) • Scaling • How many ways? <p>Year 4: COMPLETE WORK BOOK https://whiterosemaths.com/homelearning/year-4/spring-week-3-number-multiplication-and-division/</p> <ul style="list-style-type: none"> • Dividing 2 digits by 1 digit (3) • Dividing 2 digits by 1 digit (2) • Dividing 3 digits by 1 digit • Correspondence Problems
Literacy	<p style="text-align: center;">Oak Academy – How to Train your Dragon By Cressida Cowell</p> <p>Monday -lesson 1 https://classroom.thenational.academy/lessons/to-engage-with-the-context-of-the-how-to-train-your-dragon-narrative-ccvkee?activity=video&step=1</p> <p>Tuesday – lesson 2 - https://classroom.thenational.academy/lessons/to-investigate-suffixes-plurals-64r36d?activity=video&step=1</p> <p>Wednesday – lesson 4 https://classroom.thenational.academy/lessons/to-identify-the-c-and-s-features-of-an-opening-scene-cgup2d?activity=video&step=1</p> <p>Thursday – lesson 5 https://classroom.thenational.academy/lessons/to-develop-a-rich-understanding-of-words-associated-with-water-6xk66d?activity=video&step=1</p> <p>Friday – lesson https://classroom.thenational.academy/lessons/to-generate-precise-adverbs-and-verbs-to-describe-the-opening-scene-6mu30r</p> <p>SPAG ay ei eigh ey – Owls ToDo PurpleMash </p> <p>HOMOPHONES and near HOMOPHONES</p> <div style="border: 1px solid black; padding: 5px; width: fit-content; margin-left: auto;"> <p>Spelling Shed Individual Log-in. Spelling Shed - Home Learning</p> </div>

<p style="text-align: center;">Science</p>	<p style="text-align: right;"></p> <p>How do we see things? – ToDo PurpleMash</p> <p>Our topic is Light - Year 3 & 4 Light & dark - Oak National Academy (thenational.academy) Lesson 1. What is light? Lesson 2. How can we see objects? Lesson 3. What is the difference between day and night? <u>Lesson 4. Which materials are reflective?</u> Lesson 5. How are shadows formed? Lesson 6. How can you change the size of a shadow?</p> <p>Extension: BBC Bitesize https://www.bbc.co.uk/bitesize/articles/z3jmwnb</p> <ul style="list-style-type: none"> • Light Sources • Light and Dark • Shadows • Reflections
<p style="text-align: center;">Geography</p>	<p>You have an email on  with the work attached to it.</p>
<p style="text-align: center;">R.E.</p>	<p>Christianity – What are the parables of Jesus?</p> <p>https://classroom.thenational.academy/lessons/what-are-the-parables-of-jesus-6ngp4r?activity=video&step=1</p>
<p style="text-align: center;">P.E.</p>	<div style="display: flex; justify-content: space-between; align-items: flex-start;"> <div style="width: 45%;">  </div> <div style="width: 15%; text-align: center;">  </div> <div style="width: 35%; text-align: right;"> <p>David Attenborough Blue Planet</p> </div> </div> <p>Level 1 - David Attenborough Blue Planet https://www.bbc.co.uk/teach/supermovers/just-for-fun-blue-planet-ii-11/zkf7nb</p> <p>Level 2 - David Attenborough Blue Planet https://www.bbc.co.uk/teach/supermovers/just-for-fun-blue-planet-ii-12/zdnjbdm</p> <p>Level 1 - Match of The Day https://www.bbc.co.uk/teach/supermovers/just-for-fun-match-of-the-Day-11/z6dy2sg</p> <p>Level 2 - Match of The Day https://www.bbc.co.uk/teach/supermovers/just-for-fun-match-of-the-Day-12/zbnw382</p> <div style="display: flex; justify-content: space-between; align-items: flex-start; margin-top: 10px;"> <div style="width: 30%;">  </div> <div style="width: 30%; text-align: center;">  </div> <div style="width: 35%; background-color: #333; color: white; padding: 5px; text-align: center;"> <p>Can you dodge a tackle from Dele Alli? Can you score a hat-trick past David de Gea?</p> </div> </div> <p style="text-align: center;">Match of the Day ...</p>
<p style="text-align: center;">ART/MUSIC</p>	<p>Art http://www.robbiddulph.com/draw-with-rob Choose one of the Draw with Rob videos. Can you send us a photo of your work on Purple Mash email?</p> <p>Music https://classroom.thenational.academy/lessons/improvising-rhythmic-patterns-6hh3jt https://drive.google.com/file/d/1FPBe0GI_YXkJZdMX481Bwr3kl6AvOUdc/view SENWA DEDENDE - African Song</p>