

Quick Practice - Rhymes

Learning objectives

40-60+ months:







- Continues a rhyming string.
- Hears and says the initial sound in words.
- Can segment the sounds in simple words and blend them together and knows which letters represent some of them.
- Links sounds to letters, naming and sounding the letters of the alphabet.
- Begins to read words and simple sentences.
- Uses some clearly identifiable letters to communicate meaning, representing some sounds correctly and in sequence.

Early Learning Goal: Writing

- Children read and understand simple sentences. They use phonic knowledge to decode regular words and read them aloud accurately.
- Children use their phonic knowledge to write words in ways which match their spoken sounds.


Activity 1a - Rhyming words

1. These words all rhyme. Can you fill in the initial letters?

		
<input type="text"/> at	<input type="text"/> at	<input type="text"/> at
		
<input type="text"/> at	<input type="text"/> at	<input type="text"/> at

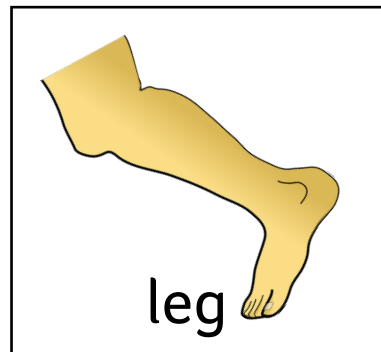




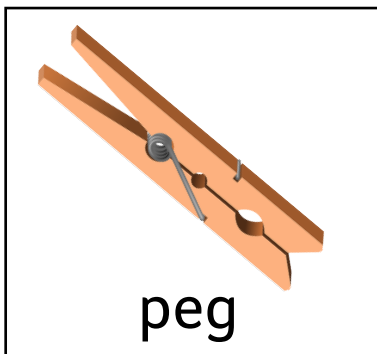


Can you use these words to make a rhyming sentence? Say your sentence out loud.

For example: The bat wears a hat.





Activity 1b - Rhyming words

1. Can you find the rhyming words? Draw lines to join the rhymes. The first one has been done for you.





Activity 2- Me and you rhymes

1. Say some words that rhyme with the word **'you'**. Write the words in the star shapes.






2. What rhymes with the word **'me'**? Write the words in the diamonds.



Activity 3 - Nursery rhymes

1. Can you guess the nursery rhyme from the picture?



2. Choose one of the rhymes to say to a friend. Do you know any other nursery rhymes?

